

Who Needs a Ride in Nebraska?

An Overview of Nebraska's Car Free Population

Josephine K. Hazelton, Ph.D. Student, University of Nebraska at Omaha School of Public Administration




Quick Facts

- Approximately **5.6%** of households have no vehicle access
- There are a wide variety of reasons someone may or may not have access to a vehicle. For these individuals, public transit, bicycling, and walking are often important mobility options
- In Nebraska, **25.6%** of bus passengers do not own a car

Demographics of Nebraska's Households Without A Car

Age

- One group less likely to have vehicle access are households headed by someone 65+
- Approximately **10%** of households headed by someone 65+ have no vehicle
- Dakota County's no vehicle for households headed by someone 65+ is highest (17%)



Income & Employment Status



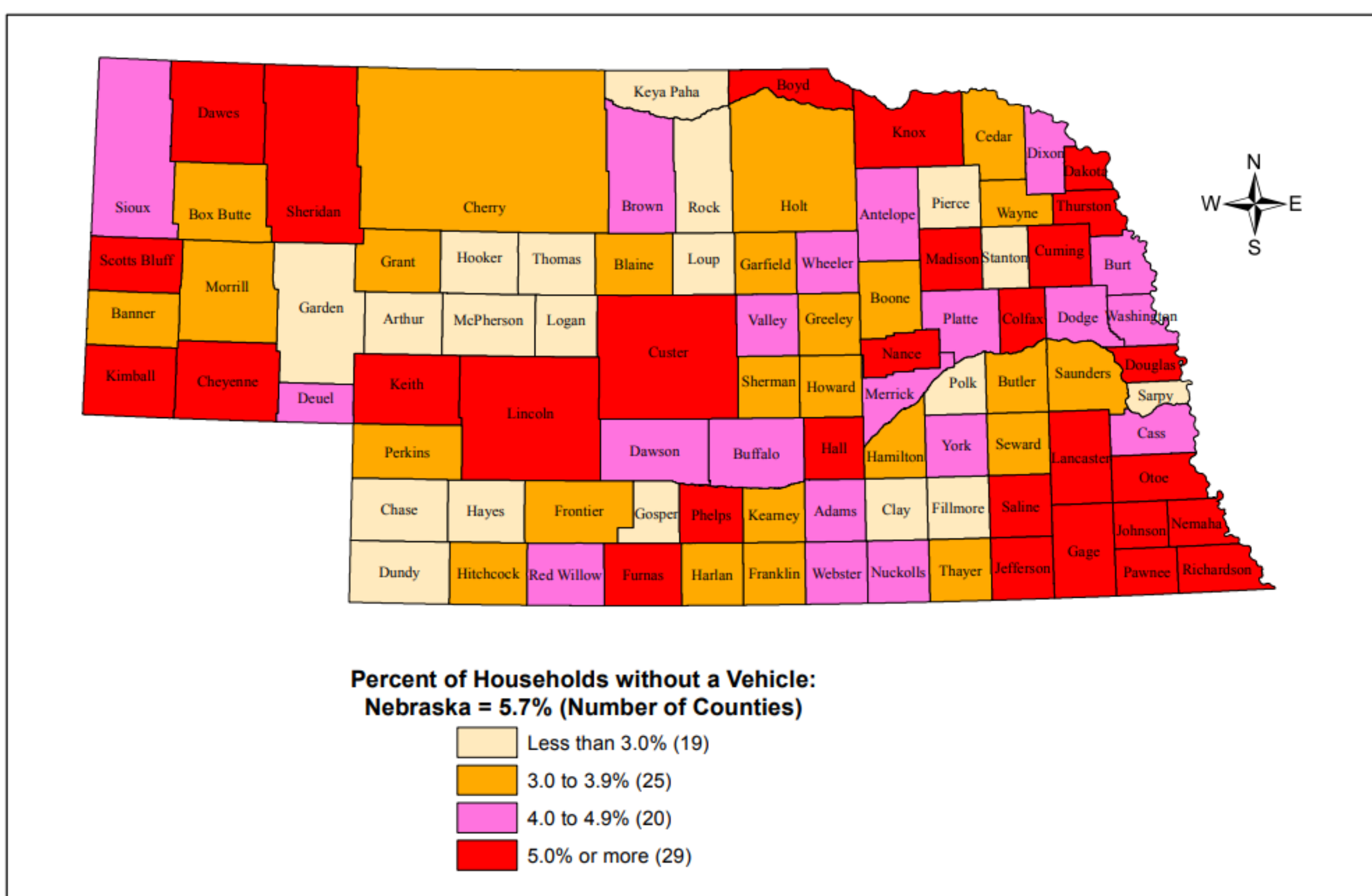
- **12.6%** of households in poverty have no vehicle access
- Car access varies by employment status. Approximately 9% of unemployed and 2% of employed individuals have no car access

Gender


- Transportation needs vary by gender. Single mothers and older women living alone are two groups with specific transportation needs
- **22.0%** of women aged 65+ who are living alone do not own a personal vehicle
- Approximately 6.2% of single mother households have no vehicle, compared to 1.0% of married couple families and 2.9% of single father families



Percent of Households with No Vehicle Available: 2011-2015 timeframe



Source: 2011-2015 American Community Survey (Table B25045), U.S. Census Bureau
Prepared by: David Drozd, Center for Public Affairs Research, University of Nebraska at Omaha - January 10, 2017



96.5% of Nebraska's population lives in a county with transit service, making transit an important mobility option for many Nebraskans

